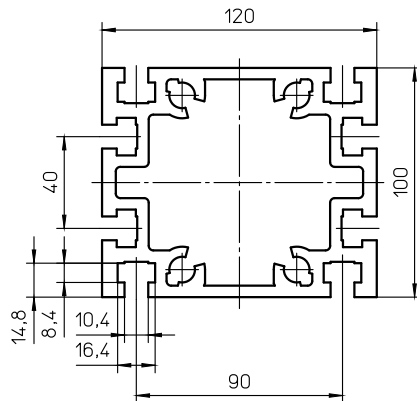


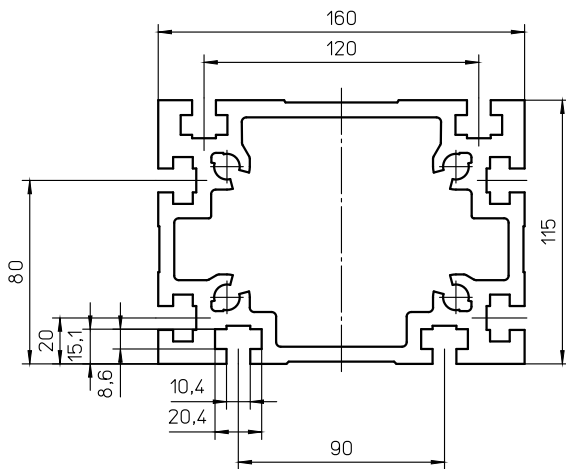
**Profile Gamma 90**

Specific mass [kg/m]	6.1
Surface measure [mm <sup>2</sup> ]	2260
Geometrical moment of inertia I <sub>y</sub> [mm <sup>4</sup> ]	1373211
Geometrical moment of inertia I <sub>z</sub> [mm <sup>4</sup> ]	2297416
Section modulus W <sub>y</sub> [mm <sup>3</sup> ]	39234
Section modulus W <sub>z</sub> [mm <sup>3</sup> ]	49943



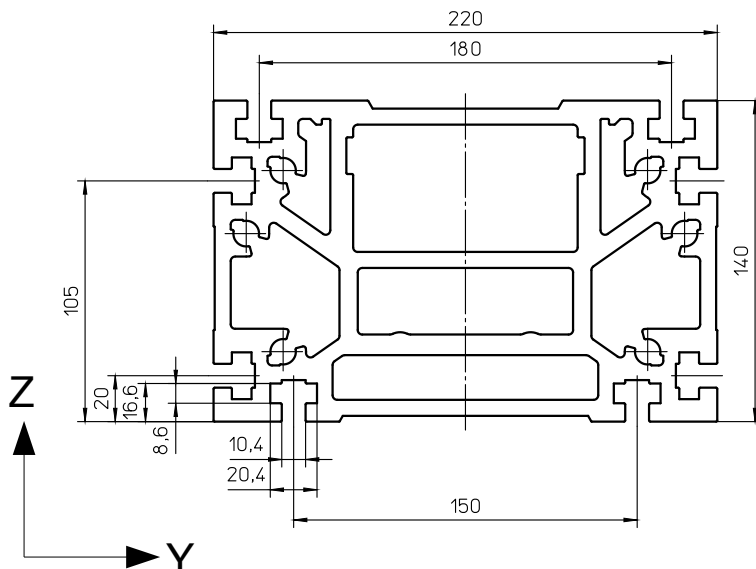
**Profile Gamma 120**

Specific mass [kg/m]	10.1
Surface measure [mm <sup>2</sup> ]	3707
Geometrical moment of inertia I <sub>y</sub> [mm <sup>4</sup> ]	4636416
Geometrical moment of inertia I <sub>z</sub> [mm <sup>4</sup> ]	6696292
Section modulus W <sub>y</sub> [mm <sup>3</sup> ]	92728
Section modulus W <sub>z</sub> [mm <sup>3</sup> ]	111605



**Profil Gamma 160**

Specific mass [kg/m]	15.31
Surface measure [mm <sup>2</sup> ]	5670
Geometrical moment of inertia I <sub>y</sub> [mm <sup>4</sup> ]	9546307
Geometrical moment of inertia I <sub>z</sub> [mm <sup>4</sup> ]	18710430
Section modulus W <sub>y</sub> [mm <sup>3</sup> ]	163804
Section modulus W <sub>z</sub> [mm <sup>3</sup> ]	233880



**Profile Gamma 220**

Specific mass [kg/m]	31.47
Surface measure [mm <sup>2</sup> ]	11655
Geometrical moment of inertia I <sub>y</sub> [mm <sup>4</sup> ]	23604804
Geometrical moment of inertia I <sub>z</sub> [mm <sup>4</sup> ]	60771950
Section modulus W <sub>y</sub> [mm <sup>3</sup> ]	333301
Section modulus W <sub>z</sub> [mm <sup>3</sup> ]	552472