Compact Linear Unit **Delta 145-C-SSS**

with ball screw (KGT) and double linear guide (SSS)

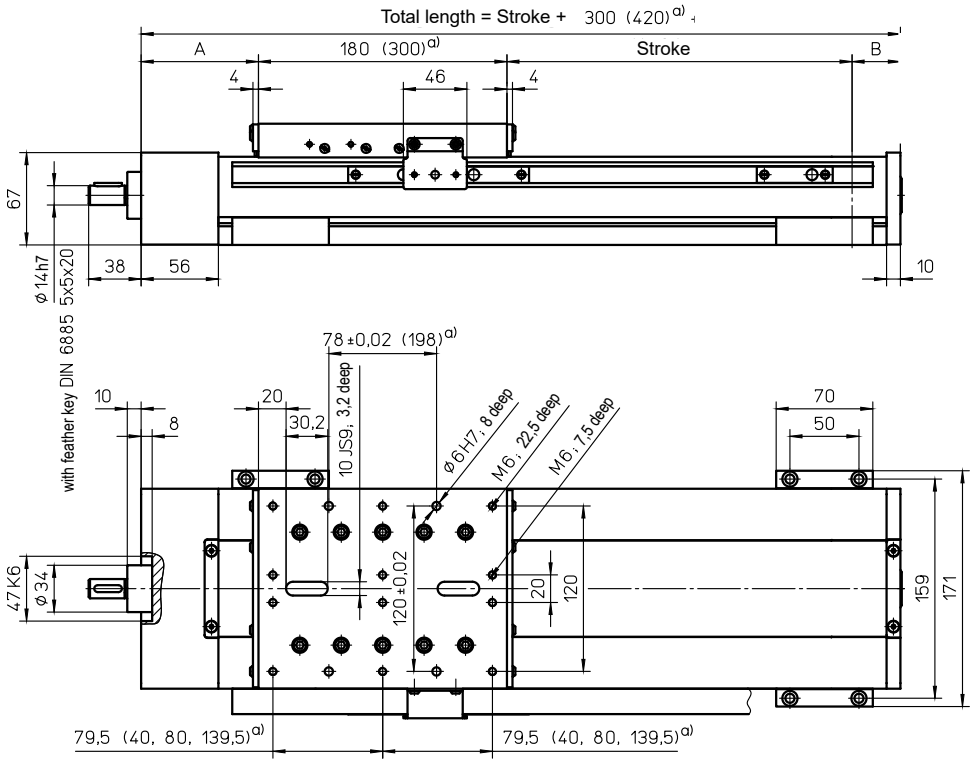

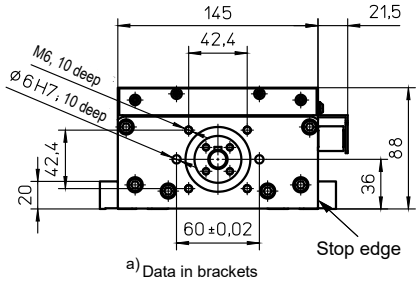

a) Data in brackets refer to long carriage

Shorter carriage L=120 on request

Mounting elements see page D16

Quantity SA	A	B	C
0	85	35	-
2	85	35	-
4	115	65	60
6	145	95	120
8	175	125	180

Weights	**SSS**
Basic length without stroke:	10.30 kg
100 mm stroke:	1.50 kg
Entire carriage 180 mm:	4.90 kg
Entire carriage 300 mm:	6.50 kg
Max. total length:	5600 mm

Technical Data	**SSS**
Max. total speed:	2.50 m/s
Max. acceleration:	20 m/s²
Repeat accuracy:	± 0.03 mm (KGT)
Idle torque:	1.00 Nm

Forces and Moments

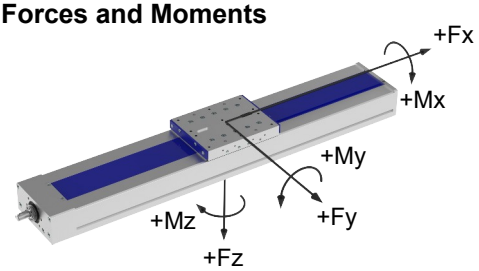

	SSS
Forces	Dynamic [N]
F_x	6000
F_Y	2500
F_z	5000
$-F_z$	3000
Moments	Dynamic [Nm]
M_x	800
M_Y	1000 (1600)
M_z	1000 (1600)

Data in brackets refer to long carriage (300)

Drive element	**KGT**
Max. rotation speed:	3000 min^{-1}
Diameter:	20 mm
Pitch:	5 / 10 / 20 / 50 mm
Moment of inertia:	8.40 $\cdot 10^{-5}$ kgm²/m

Spindle support SA

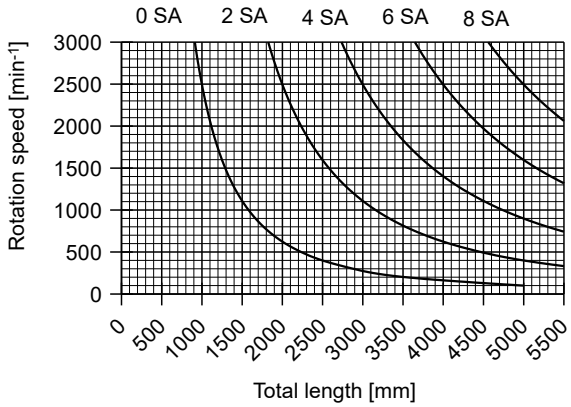

Compact module is available in two profile versions:
Stop angle and position of guide support milled = Standard (Delta 145-C-SSS)
Unmachined = Standard (Delta 145-C-SSA)

Special design: Spindle support with damping ring (extension of total length: 10 mm for every 2 SA)